

## GLOBAL INSTALLED WIND POWER CAPACITY 2008/2009 (MW)

		End 2008	New 2009	Total end 2009
AFRICA & MIDDLE EAST	Egypt	365	65	430
	Morocco	134	119	253
	Iran	85	7	91
	Tunisia	20	34	54
	Cap Verde	12	0	12
	South Africa	8	0	8
	Israel	8	0	8
	Kenya	0	5	5
	Other <sup>1)</sup>	4	0	4
	<b>Total</b>	<b>635</b>	<b>230</b>	<b>865</b>
ASIA	China	12,104	13,000	25,104
	India	9,655	1,271	10,926
	Japan	1,880	178	2,056
	Taiwan	358	78	436
	South Korea	236	112	348
	Philippines	33	0	33
	Other <sup>2)</sup>	6	0	6
<b>Total</b>	<b>24,272</b>	<b>14,639</b>	<b>38,909</b>	
EUROPE	Germany	23,903	1,917	25,777
	Spain	16,689	2,459	19,149
	Italy	3,736	1,114	4,850
	France	3,404	1,088	4,492
	UK	2,974	1,077	4,051
	Portugal	2,862	673	3,535
	Denmark	3,163	334	3,465
	Netherlands	2,225	39	2,229
	Sweden	1,048	512	1,560
	Ireland	1,027	233	1,260
	Greece	985	102	1,087
	Austria	995	0	995
	Turkey	458	343	801
	Poland	544	181	725
	Belgium	415	149	563
	Rest of Europe <sup>3)</sup>	1,313	304	1,614
	<b>Total Europe</b>	<b>65,741</b>	<b>10,526</b>	<b>76,152</b>
<i>of which EU-27 <sup>4)</sup></i>	<i>64,719</i>	<i>10,163</i>	<i>74,767</i>	
LATIN AMERICA & CARIBBEAN	Brazil	341	264	606
	Mexico	85	117	202
	Chile	20	148	168
	Costa Rica	74	50	123
	Nicaragua	0	40	40
	Caribbean	35	0	35
	Argentina	29	2	31
	Uruguay	20	0	20
	Jamaica	22	1	23
	Colombia	20	0	20
Others (5)	6	0	6	
<b>Total</b>	<b>653</b>	<b>622</b>	<b>1,274</b>	
NORTH AMERICA	USA	25,237	9,922	35,159
	Canada	2,369	950	3,319
	<b>Total</b>	<b>27,606</b>	<b>10,872</b>	<b>38,478</b>
PACIFIC REGION	Australia	1,306	406	1,712
	New Zealand	325	171	497
	Pacific Islands	12	0	12
<b>Total</b>	<b>1,643</b>	<b>577</b>	<b>2,221</b>	
<b>WORLD TOTAL</b>	<b>120,550</b>	<b>37,466</b>	<b>157,899</b>	

Source: GWEC

1 Lebanon, Nigeria, Jordan

2 Thailand, Bangladesh, Indonesia, Sri Lanka

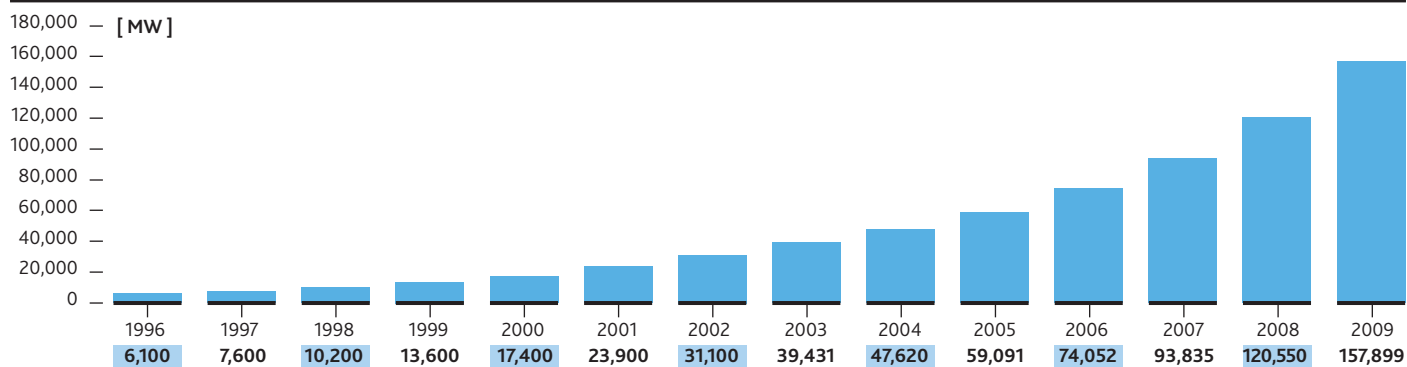
3 Bulgaria, Croatia, Czech Republic, Estonia, Faroe Islands, Finland, Hungary, Latvia, Lithuania, Luxembourg, Norway, Romania, Russia, Slovakia, Slovenia, Switzerland, Ukraine

4 Austria, Belgium, Bulgaria, Czech Republic, Denmark, Estonia, Finland, France, Germany, Greece, Hungary, Italy, Ireland, Latvia, Lithuania, Luxembourg, Netherlands, Poland, Portugal, Romania, Slovakia, Slovenia, Spain, Sweden, UK

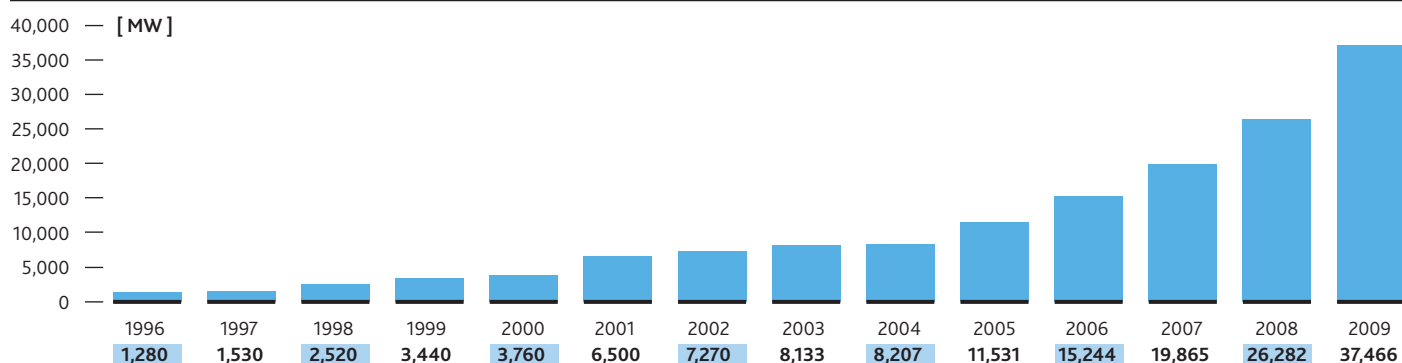
5 Cuba, Peru

Please note: project decommissioning of 117 MW and rounding affect the final sums

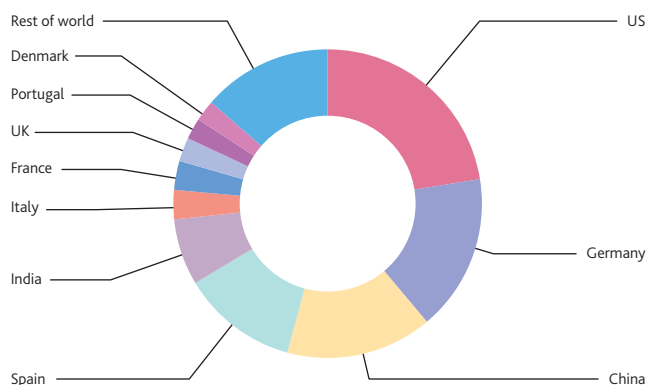
### GLOBAL CUMULATIVE INSTALLED WIND CAPACITY (1996-2009)



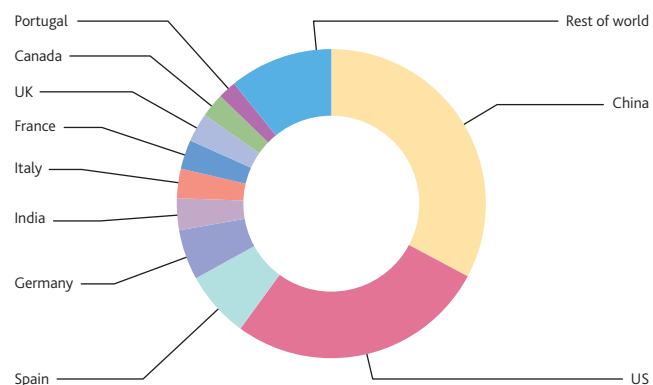
### GLOBAL ANNUAL INSTALLED WIND CAPACITY (1996-2009)



### TOP 10 CUMULATIVE CAPACITY DEC. 2009



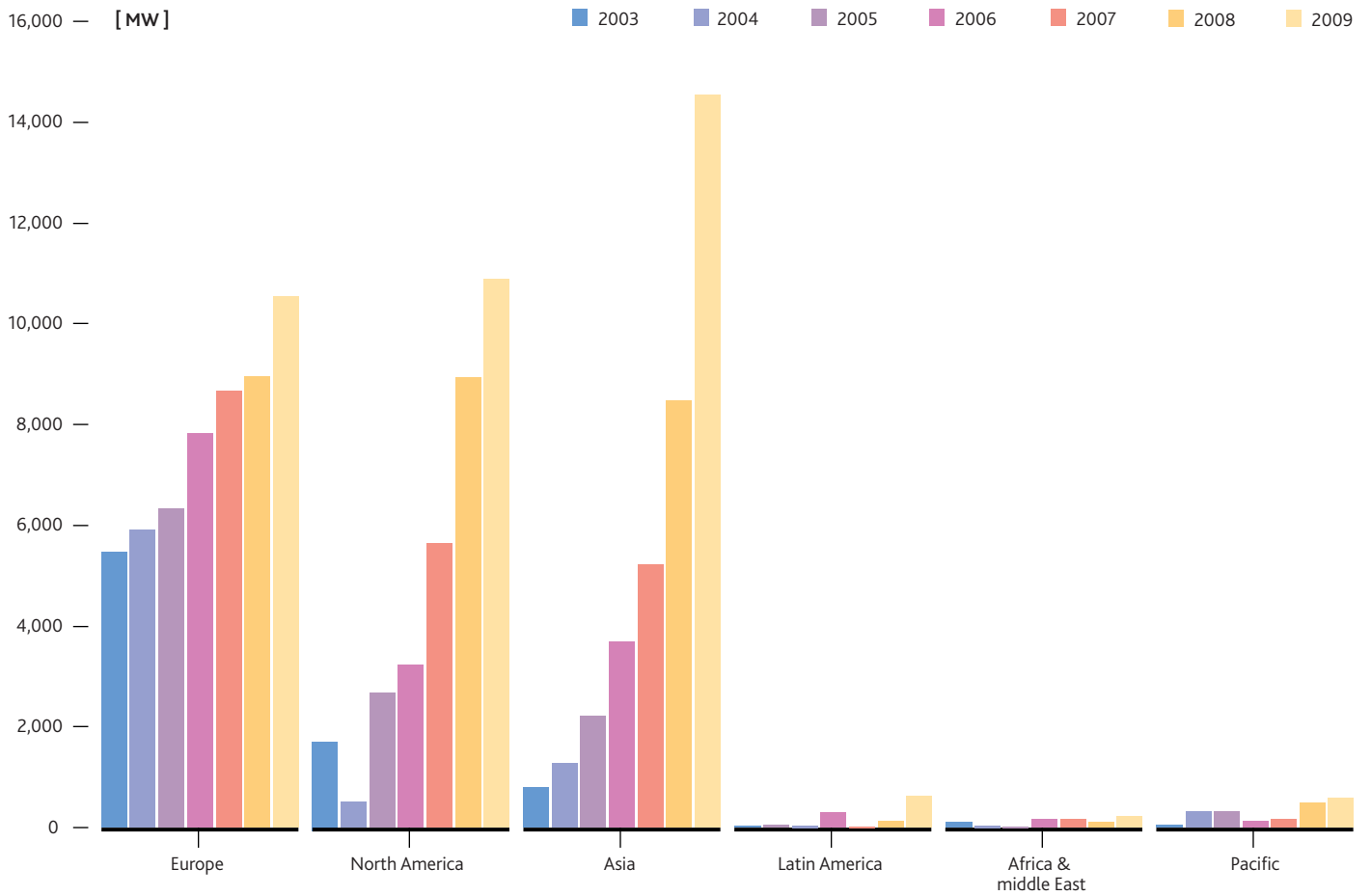
### TOP 10 NEW INSTALLED CAPACITY JAN.-DEC. 2009



	MW	%
US	35,159	22.3
Germany	25,777	16.3
China	25,104	15.9
Spain	19,149	12.1
India	10,926	6.9
Italy	4,850	3.1
France	4,492	2.8
UK	4,051	2.6
Portugal	3,535	2.2
Denmark	3,465	2.2
<b>Total top 10</b>	<b>136,508</b>	<b>86.5</b>
<b>Rest of the world</b>	<b>21,391</b>	<b>13.5</b>
<b>World total</b>	<b>157,899</b>	<b>100</b>

	MW	%
China	13,000	34.7
US	9,922	26.5
Spain	2,459	6.6
Germany	1,917	5.1
India	1,271	3.4
Italy	1,114	3.0
France	1,088	2.9
UK	1,077	2.9
Canada	950	2.5
Portugal	673	1.8
<b>Total top 10</b>	<b>33,471</b>	<b>89.3</b>
<b>Rest of the world</b>	<b>3,994</b>	<b>10.7</b>
<b>World total</b>	<b>37,466</b>	<b>100</b>

ANNUAL INSTALLED CAPACITY BY REGION 2003-2009



FOR MORE INFORMATION, PLEASE CONTACT:

ANGELIKA PULLEN  
 COMMUNICATIONS DIRECTOR  
 GLOBAL WIND ENERGY COUNCIL

TEL + 32 2 502 55 02  
 MOB: + 32 473 947 966  
 EMAIL: ANGELIKA.PULLEN@GWEC.NET